

DSP703 10W-20W Coaxial Ceiling Speaker



Features

- Built-in 100v/70v transformer
- In-ceiling type loudspeaker
- 6.5" paper cone driver unit
- Rated power output at 20W
- High sensitivity(90±2dB)
- ABS Ivory White engineering plastic
- Fast installation by spring clip
- Coaxial speaker

Description

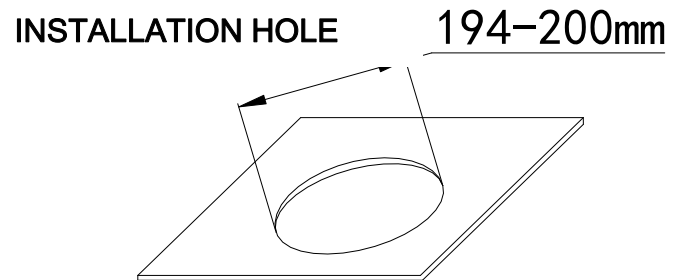
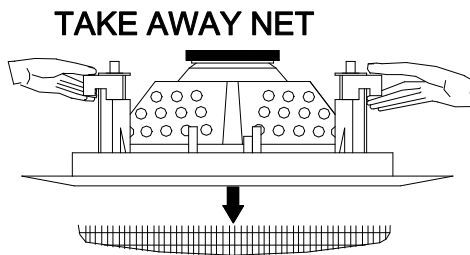
The DSP703 is a ceiling speaker with a 70v/100v transformer built in. The 70v/100v transmission is realized in a high-voltage, low-current mode, which makes longer distance transmission and parallel connection of multiple loudspeakers possible.

The built-in 6.5" speaker driver is designed of wide frequency response 60-18,000Hz, the multiple terminals 10W & 20W can be applied to different occasions vary in area sizes and background noises; It is made of high quality engineering plastic, which ensures long-term durability, and will never be out of shape or fading; Spring clip clamp makes the easy and secure installation; Driver surround excellent damping, long life, clear and sonorous sound.

It is an ideal choice for industrial and commercial applications in hotel, school, office and factory where background music and paging is needed.

Specification

Model	DSP703
Full-range	6.5" X 1, 1" X 1
Rated Power	20W
Max Power	20W
Line Input	70/100V
Sensitivity (1M,1W)	90 ± 2dB
Max SPL(1M)	101 ± 2dB
Freq. Response	60-18,000Hz
Cutout Size	Ø194 - Ø200mm
Dimensions (H x W x L)	95 x Ø228mm
Weight	1.8 kg

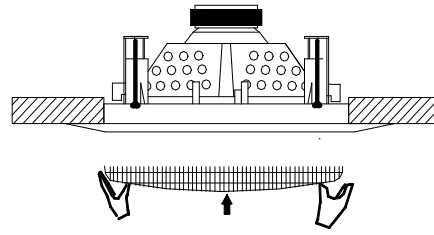
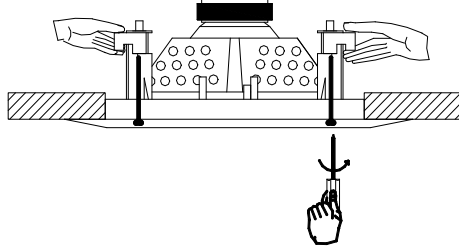


Installation

1. Press on the two sides to make the grill come out, as shown in the figure above.
2. Cut a Ø194mm-Ø200mm installation hole on ceiling as shown above;
3. Connect audio broadcasting wire to the terminals according to the table below;

Power Terminals	Line Voltage	70V	100V
Black--- Blue		10W	20W

4. Push the loudspeaker into your ceiling, beat with screw tightly, and then install the net;
(Following diagram)



FREQ. RESPONSE

(100Hz-10KHz)



DISTORTION

(THD < 1.5% 1W, 1m, 100Hz-10KHz)

